

Features

- Matching two-function sidespray featuring Sweep® Spray and BerrySoft® provides convenience for cleaning and food prep.
- High-arch swing spout with 360-degree rotation offers superior clearance for filling pots and cleaning.
- Ceramic disc valves exceed industry longevity standards, ensuring durable performance for life.
- ProMotion® technology's light, quiet braided hose and swiveling ball joint make the sidespray easier and more comfortable to use.
- MasterClean™ sprayface features an easy-to-clean surface that withstands mineral buildup.
- Single lever handle is simple to use and makes adjusting water temperature easy.
- Temperature memory allows faucet to be turned on and off at the temperature set during prior usage.
- Available with 8-1/2" (216mm) swing spout reach.
- 1.5 gal/min (5.7 l/min) maximum flow rate [max at 60 psi (4.14 bar)]

Material

- Premium metal construction.
- KOHLER finishes resist corrosion and tarnishing.

Installation

- For two-hole or four-hole installation. (3-hole escutcheon available, sold separately model number K-99272.)
- Flexible supply lines simplify installation.

Adapters, Rough-in and Extension Kits

1012715 Range: 3-1/4" (83 mm) - 5-3/8" (137 mm)
1030920 Range: 2-11/16" (68 mm) - 3-3/4" (95 mm)

Recommended Products/Accessories

K-99272 Three-Hole Kitchen Faucet Escutcheon
K-77685 Single-Cartridge Water Filtration System
K-77686 Double-Cartridge Water Filtration System
K-77687 single replacement filter cartridge
K-77688 Replacement Filter Cartridges, Two-Pack



ADA CSA B651

Codes/Standards






ASME A112.18.1/CSA B125.1
NSF/ANSI 61
NSF/ANSI 372
All applicable US Federal and State material regulations
DOE - Energy Policy Act 1992
California Energy Commission (CEC)
ADA
ICC/ANSI A117.1
CSA B651

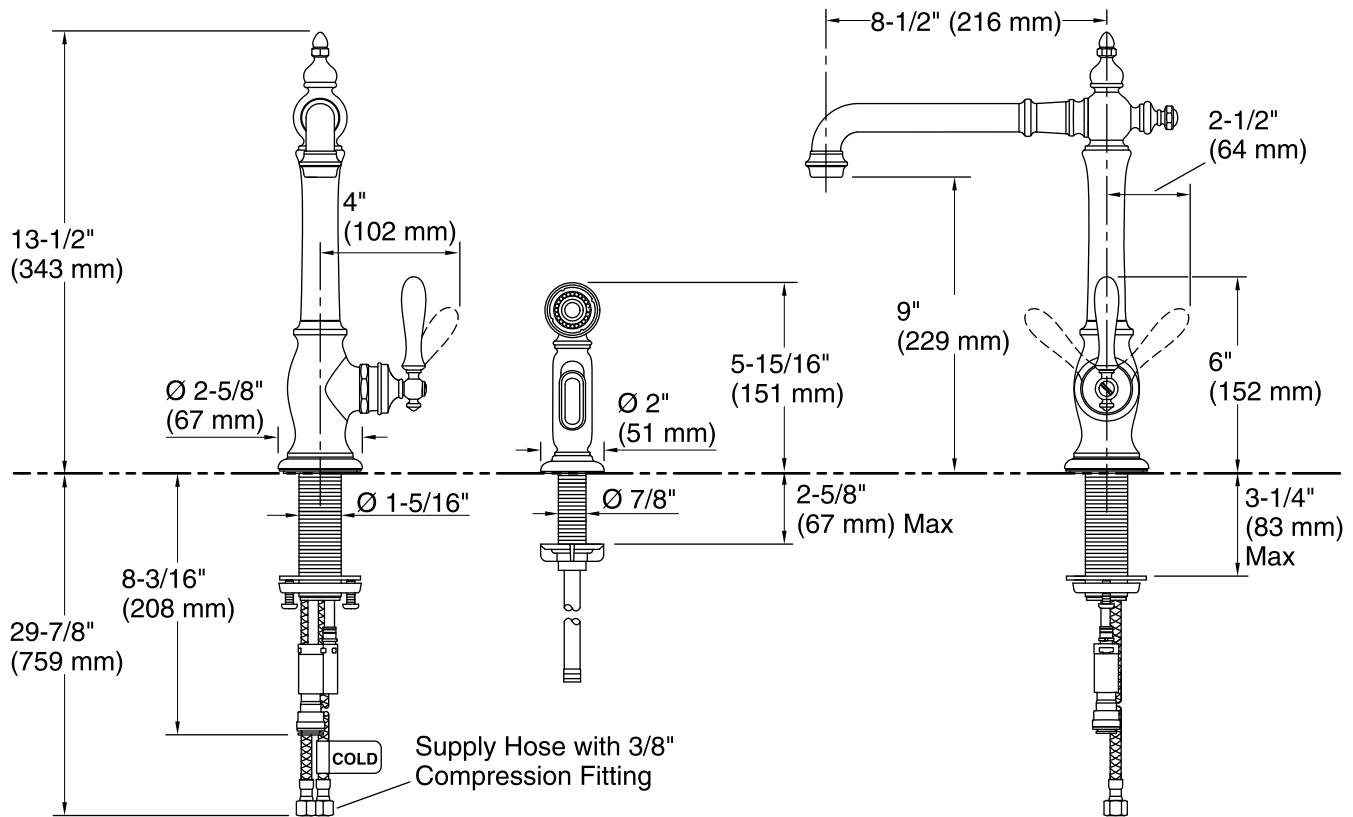
KOHLER® Faucet Lifetime Limited Warranty

See website for detailed warranty information.

Available Colors/Finishes

Color tiles intended for reference only.

Color	Code	Description
	CP	Polished Chrome
	SN	Vibrant® Polished Nickel
	VS	Vibrant® Stainless
	2BZ	Oil-Rubbed Bronze
	VNT	Vintage Nickel



Technical Information

All product dimensions are nominal.

Faucet:

Flow rate: 1.5 gal/min (5.7 l/min)
Pressure: 60 psi (4.1 bar)

Spout:

Spout reach: 8-1/2" (216 mm)
Handle clearance: 2-1/2" (64 mm)

Notes

Install this product according to the installation guide.

ADA, CSA B651 compliant when installed to the specific requirements of these regulations.